


LED Linear Light System

OFFICE NEW



TK201



www.lightage-tech.com


LightAge









LA-TK201 Solo Split Linear LED

CRI 80 130lm/W

Item	Power	Lumen	CCT	Dimension
LA-TK201-06	24W	3120 lm	3K/4K/5K/6K	L575*W68*H70 mm
LA-TK201-12	40W	5200 lm	3K/4K/5K/6K	L1141*W68*H70 mm
LA-TK201-15a	40W	5200 lm	3K/4K/5K/6K	L1424*W68*H70 mm
LA-TK201-15b	60W	7800 lm	3K/4K/5K/6K	L1424*W68*H70 mm

NON-Dimmable Linear Light



www.lightage-tech.com

LA-TK203 Seamless Joint Linear LED

CRI 80 130lm/W

Item	Power	Lumen	CCT	Dimension
LA-TK203-06	24W	3120 lm	3K/4K/5K/6K	L570*W68*H70 mm
LA-TK203-12	40W	5200 lm	3K/4K/5K/6K	L1136*W68*H70 mm
LA-TK203-15a	40W	5200 lm	3K/4K/5K/6K	L1418*W68*H70 mm
LA-TK203-15b	60W	7800 lm	3K/4K/5K/6K	L1418*W68*H70 mm



www.lightage-tech.com



Section Switch Linear Light

www.lightage-tech.com

LA-TK205 Seamless Joint Linear LED

CRI 80 130lm/W

Item	Power	Lumen	CCT	Dimension
LA-TK205-06	24W	3120 lm	3K/4K/5K/6K	L570*W68*H70 mm
LA-TK205-12	40W	5200 lm	3K/4K/5K/6K	L1136*W68*H70 mm
LA-TK205-15a	40W	5200 lm	3K/4K/5K/6K	L1418*W68*H70 mm
LA-TK205-15b	60W	7800 lm	3K/4K/5K/6K	L1418*W68*H70 mm

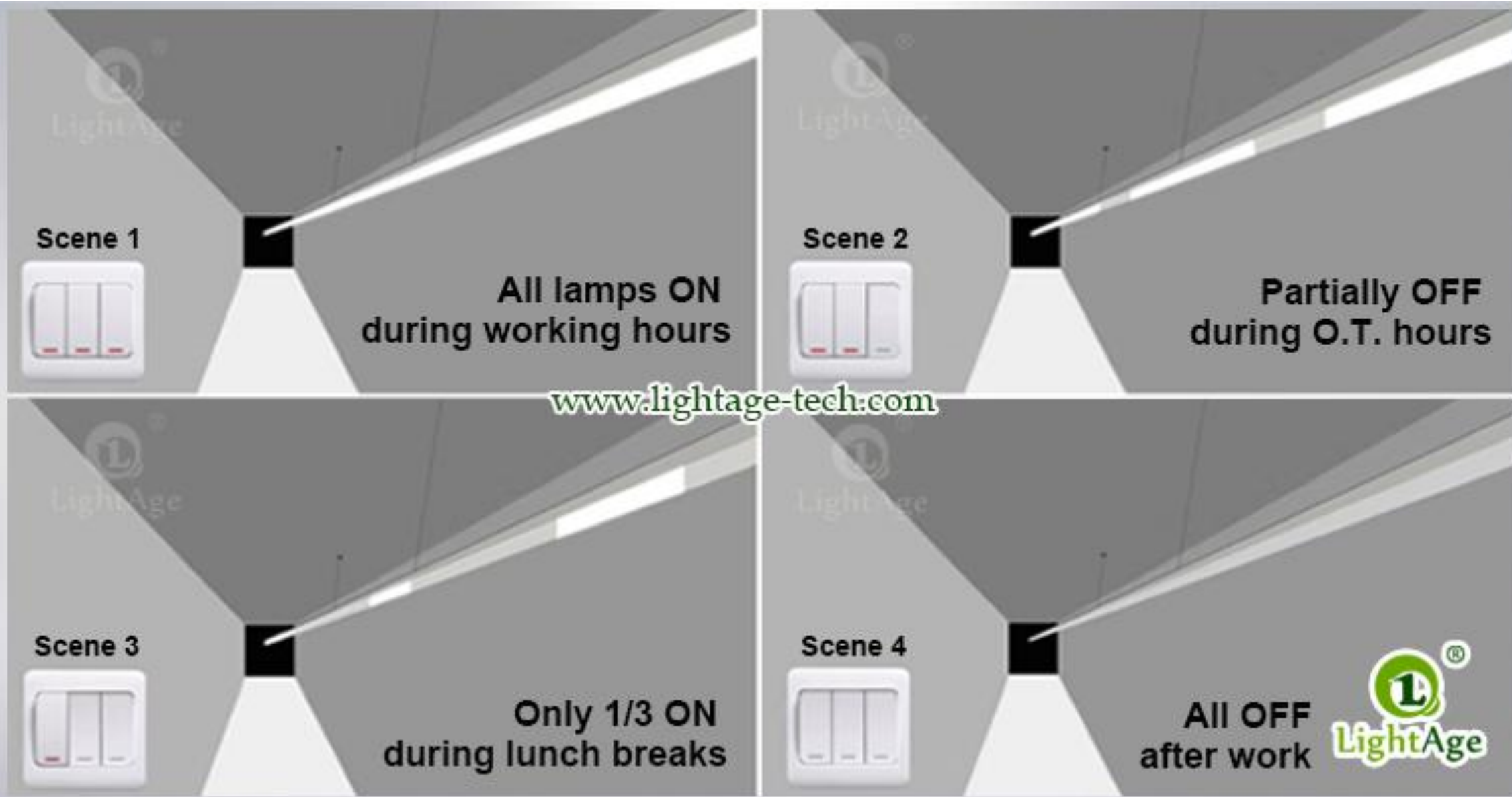


Section
Switch



www.lightage-tech.com

Section Switch Linear Light TK205 Series



0-10V Dimmable Linear Light



LightAge

www.lightage-tech.com

LA-TK207 Seamless Joint Linear LED

CRI 80 130lm/W

Item	Power	Lumen	CCT	Dimension
LA-TK207-06	24W	3120 lm	3K/4K/5K/6K	L570*W68*H70 mm
LA-TK207-12	40W	5200 lm	3K/4K/5K/6K	L1136*W68*H70 mm
LA-TK207-15a	40W	5200 lm	3K/4K/5K/6K	L1418*W68*H70 mm
LA-TK207-15b	60W	7800 lm	3K/4K/5K/6K	L1418*W68*H70 mm



0-10V
Dimmable Function



www.lightage-tech.com

LightAge

DALI Dimmable Linear Light



www.lightage-tech.com

LA-TK207D Seamless Joint Linear LED

CRI 80 130lm/W

Item	Power	Lumen	CCT	Dimension
LA-TK207D-06	24W	3120 lm	3K/4K/5K/6K	L570*W68*H70 mm
LA-TK207D-12	40W	5200 lm	3K/4K/5K/6K	L1136*W68*H70 mm
LA-TK207D-15a	40W	5200 lm	3K/4K/5K/6K	L1418*W68*H70 mm
LA-TK207D-15b	60W	7800 lm	3K/4K/5K/6K	L1418*W68*H70 mm

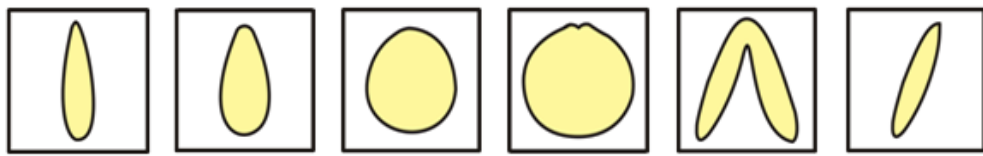


**DALI
Dimmable Function**



www.lightage-tech.com





30° 60° 90° 120° LR25° P25°

LED Linear Light System

Sharp

Double Asymmetric


Asymmetric Angle



30°



LR25°



P25°

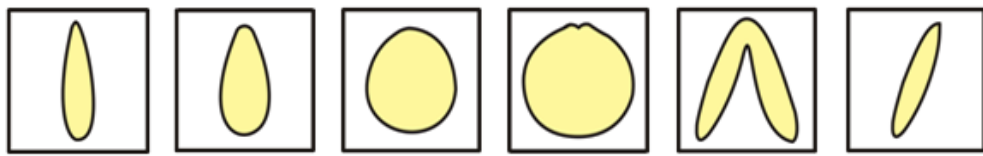
Warehouse
Library Shelf

Supermarket
Store Shelf

Art Gallery
Museum



www.lightage-tech.com



30° 60° 90° 120° LR25° P25°

LED Linear Light System




Office Lighting
Flat Angle



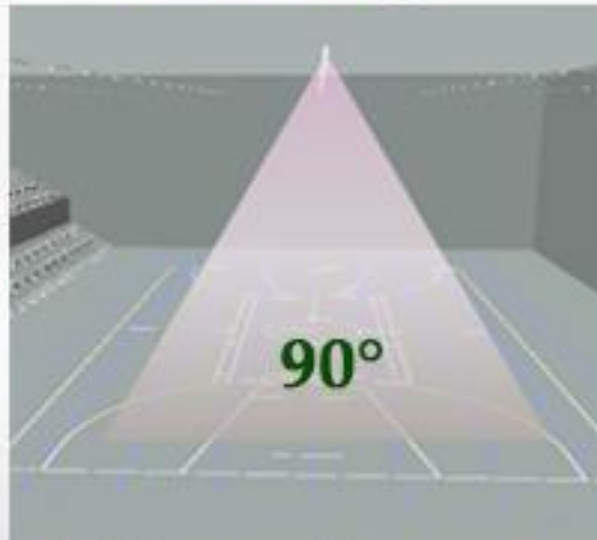
Indoor Stadium
Wide Angle



Corridor
Narrow Angle



120°



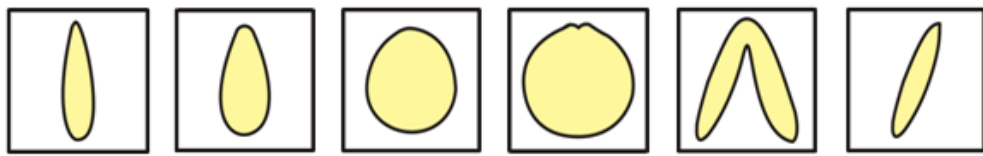
90°



60°

www.lightage-tech.com






30° 60° 90° 120° LR25° P25°

LED Linear Light System

Seamless Joint Linear LED

CRI 80 130lm/W



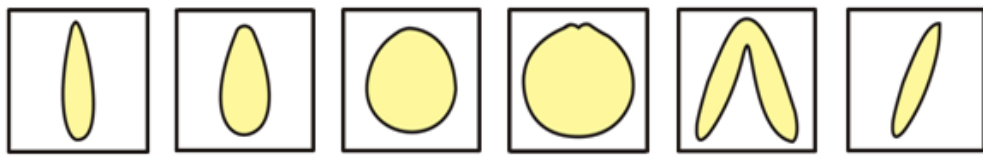
T Connector

X Connector

L Connector

www.lightage-tech.com

 [®]
LightAge



30°

60°

90°

120°

LR25°

P25°

LED Linear Light System

L Connector



T Connector



X Connector



www.lightage-tech.com


LightAge